

WARNING



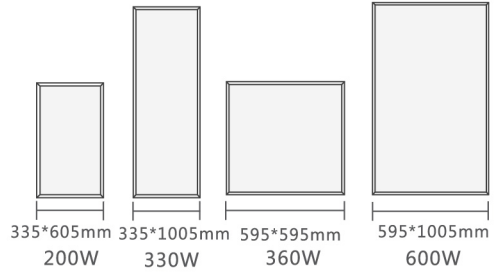
ELECTRIC SHOCK
Keep ground wire
connected

Infrared
Heating Supplies

Far Infrared Heating Panel

IC SERIES
Patent No: 201530335320.8

Regular Models

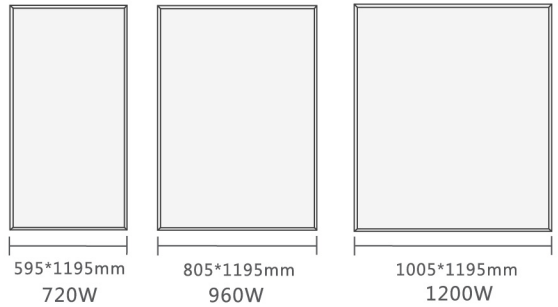


Technical Date

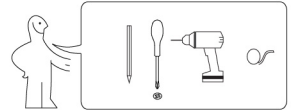
Voltage 110 - 120V or 220-240V

Energy Transfer Ratio 98%

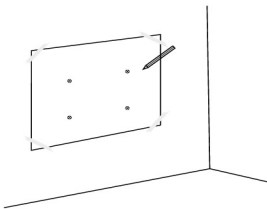
Surface Temperature 85 -- 125°C



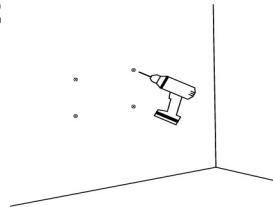
Installation



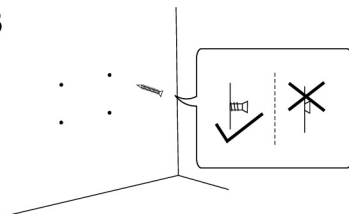
1



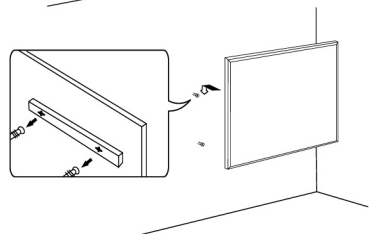
2



3



4



IMPORTANT SAFETY INSTRUCTIONS



WARNING


To reduce risk of burns, electric shock, fire or injury during use, basic safety precaution must be followed.

Please read the following instructions before use!


1. Do not damage or destroy the power cord. Do not change, bend, stretch or press the power cord. Do not allow the power cord to be walked or weighed on by heavy objects.
2. Be sure the usage voltage is within 220-240V, 50Hz or 110-120v, 60Hz.
3. The heating panel is likely to draw more current than small appliances, so a separate 13A socket is required.
4. Keep away from children, pets or those with reduced physical, sensory or mental capabilities.
5. Please do not stand on, jump on, or apply strong pressure to the heater.
6. Be sure to unplug the power cord and wait until the heating panel is completely cooled before cleaning. Use a dry cloth to clean. Do not use or store flammable substances on or near the heating panel.
7. Unauthorised or unexperienced individuals must not attempt to dismantle or repair this product.



WARNING



Don't touch



Don't cover

**Please follow the Hot Tips below to prolong the service life of your heater.*

Hot Tips

1. Continuous use of the heater will shorten its life-span, so we recommend turning off the heater and allowing it to rest every 12 hours of use if possible
2. Do not use the heaters in temperatures higher than 20°C, as it will weaken the performance of the heater.
3. We recommend plugging your heater into a socket that is at least 20cm (a safe distance) above the floor.
4. Keep away from combustible and explosive materials when the heater is in use.
5. Keep a safe distance from the heater when in use. Safe distances include: 30cm from the front (or upside) and 10cm from the back and sides.
6. Heater may produce a harmless odour during first use. This is no cause for concern.
7. Surfaces of printed heaters must not be scratched.